

Amplifier module MKV-426-5441

MTS-No.: 54.01.0090-01

Short description

This amplifier has been developed by MTS to amplify signals in the measurement technology. In combination with an adjustable attenuator the amplifier is controllable by IEEE488- or RS-232-interface. Also an application in a 19"-unit with a power supply and other components is available on request.



Picture similar!

Technical data:

1 RF-specifications:

1.1 Impedance	50 Ω nominal
1.2 Frequency range	8 MHz - 300 MHz
1.3 Input power	100 mW / +20 dBm max.
1.4 Gain	8.5 dB min., 9.5 dB typ.
1.5 Gain linearity	$\pm 1,5$ dB max., ± 1 dB typ.
1.6 1dB Compression	>30 dBm
1.7 ICP3	35 dBm min. (@ 2x +17 dBm; $\Delta f = 1$ MHz)
1.8 ICP2	60 dBm min. at $f > 50$ MHz (@ 2x +17 dBm; $\Delta f = 1$ MHz)
1.9 Noise figure	5 dB max. at $f > 50$ MHz
1.10 VSWR In	2,1 : 1 max.
1.11 VSWR Out	2,1 : 1 max.
1.12 Isolation	15 dB min.

2 Connections:

2.1 RF in- and output	SMA female
2.2 Voltage	12 V DC-feedthrough filter and grounding pin

3 General specifications:

3.1 Internal voltage	12 V DC ± 5 %
3.2 Power consumption	500 mA typ., 600 mA max.

3.3 Operating temperature	-10 $^{\circ}$ C to +40 $^{\circ}$ C
3.4 Storage temperature	-20 $^{\circ}$ C to +100 $^{\circ}$ C
3.5 Reference temperature for specifications	+25 $^{\circ}$ C
3.6 Cooling	Without heat sink, power must be dissipated, max. bottom plate temperature +55 $^{\circ}$ C
3.7 Dimensions (without connections)	64 mm x 22 mm x 34,8 mm (LxWxH)
3.8 Case style	Milled aluminium enclosure
3.9 Colour	Yellow chromated
3.10 Weight	Approx. 0,1 kg

4 Delivered parts:

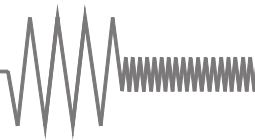
MKV-426-5441

5 Comments:

Warranty	12 months
RoHS-compliant	No

6 Recommended accessories:

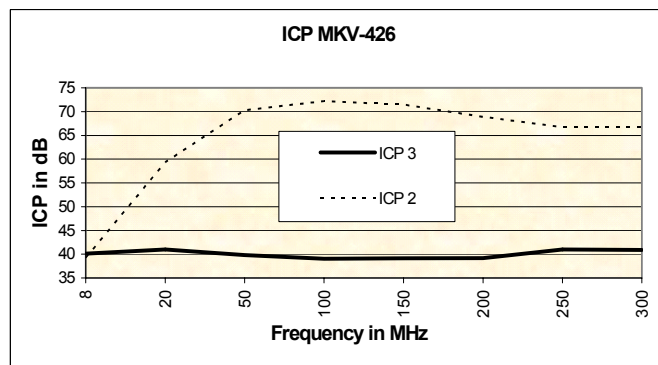
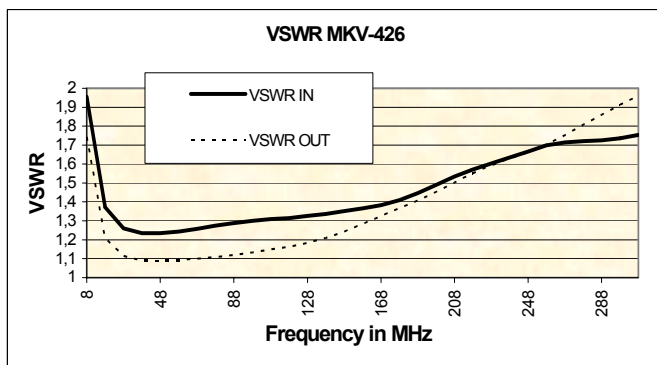
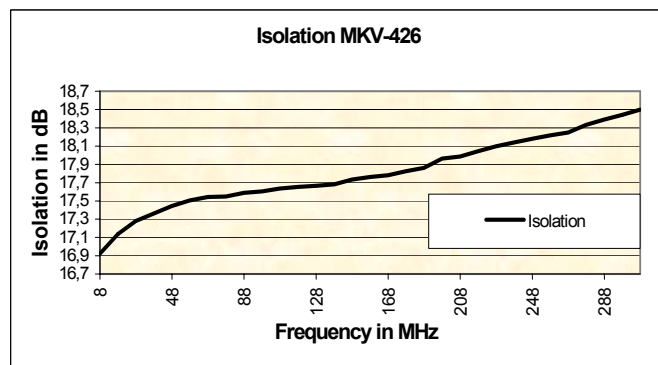
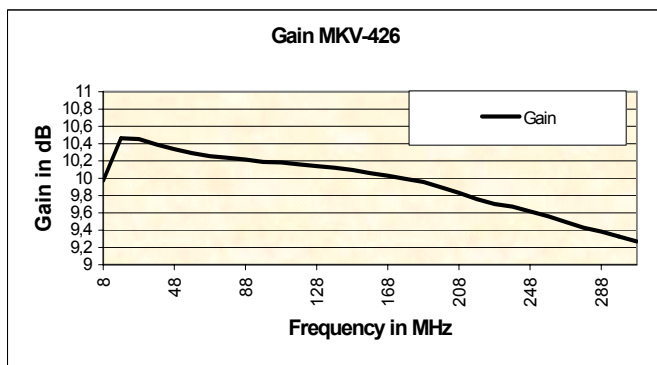
RF-cables
Bias tees
Heat sinks



Amplifier module MKV-426-5441

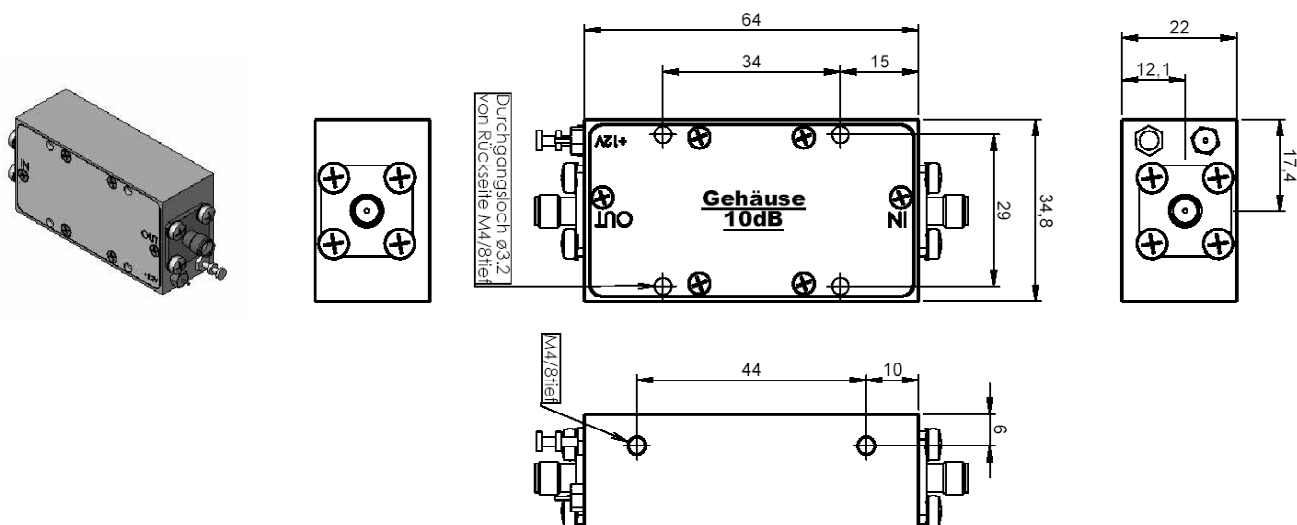
MTS-No.: 54.01.0090-01

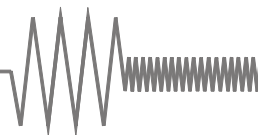
Typical characteristic



Typical characteristic at +25°C environmental temperature with sufficient cooling.
(ICP measured at 2x17dBm input power, at a signal distance of 1 MHz)

Drawing





Amplifier module MKV-446-5441

MTS-No.: 54.01.0110-01

Short description

This amplifier has been developed by MTS to amplify signals in the measurement technology. In combination with an adjustable attenuator the amplifier is controllable by IEEE488- or RS-232-interface. Also an application in a 19"-unit with a power supply and other components is available on request.



Picture similar!

Technical data:

1 RF-specifications:

1.1 Impedance	50 Ω nominal
1.2 Frequency range	8 MHz - 300 MHz
1.3 Input power	0,71 mW / -3 dBm max.
1.4 Gain	31 dB min., 33 dB typ.
1.5 Gain linearity	±1,5 dB max., ±1 dB typ.
1.6 1dB-Kompression	>30 dBm
1.7 ICP3	30 dBm min. (@ 2x -5 dBm; Δf = 1 MHz)
1.8 ICP2	55 dBm min. at f>20MHz (@ 2x -5 dBm; Δf = 1 MHz)
1.9 Noise figure	5,5 dB max.
1.10 VSWR In	1,6 : 1 max.
1.11 VSWR Out	1,6 : 1 max.
1.12 Isolation	43 dB min.

2 Connections:

2.1 RF input	SMA female
2.2 RF output	SMA female
2.3 Voltage	12 V DC-feedthrough filter and grounding pin

3 General specifications:

3.1 Internal voltage	12 V DC ± 5 %
----------------------	---------------

3.2 Power consumption	1,30 A max., 1,16 mA typ.
3.3 Operating temperature	-10 °C to +40 °C
3.4 Storage temperature	-20 °C to +100 °C
3.5 Reference temperature for specifications	+25 °C
3.6 Cooling	Without heat sink, power must be dissipated, max. bottom plate temperature +65 °C
3.7 Dimensions (without connections)	115 mm x 22 mm x 34,8 mm (LxWxH)
3.8 Case style	Milled aluminium enclosure
3.9 Colour	Yellow chromated
3.10 Weight	Approx. 0,1 kg

4 Delivered parts:

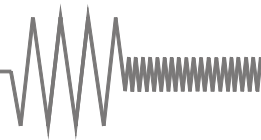
MKV-446-5441

5 Comments:

Warranty	12 months
RoHS-compliant	No

6 Recommended accessories:

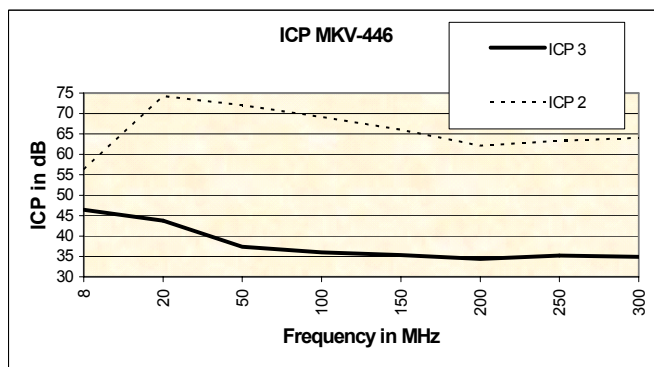
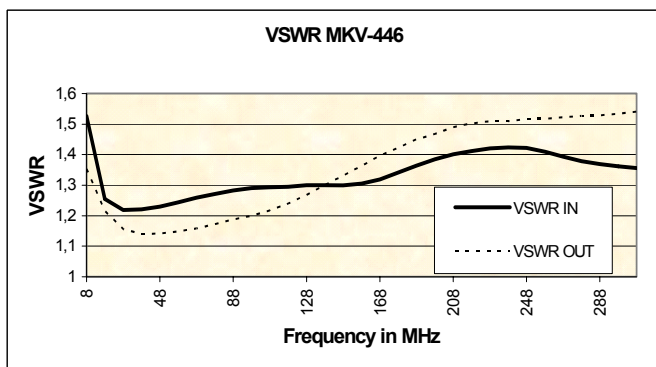
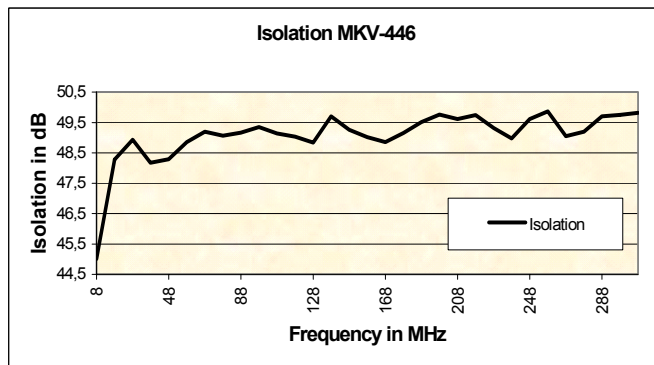
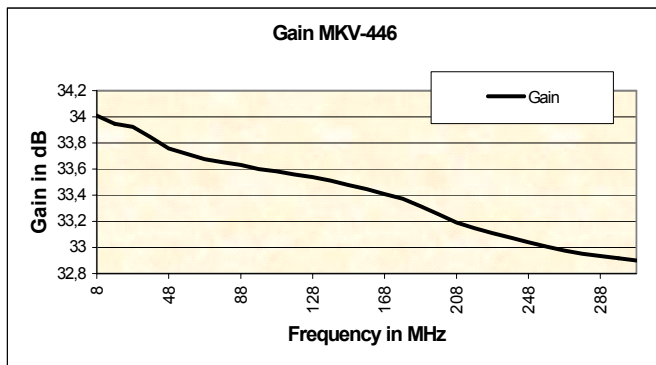
RF-cables
Bias tees
Heat sinks



Amplifier module MKV-446-5441

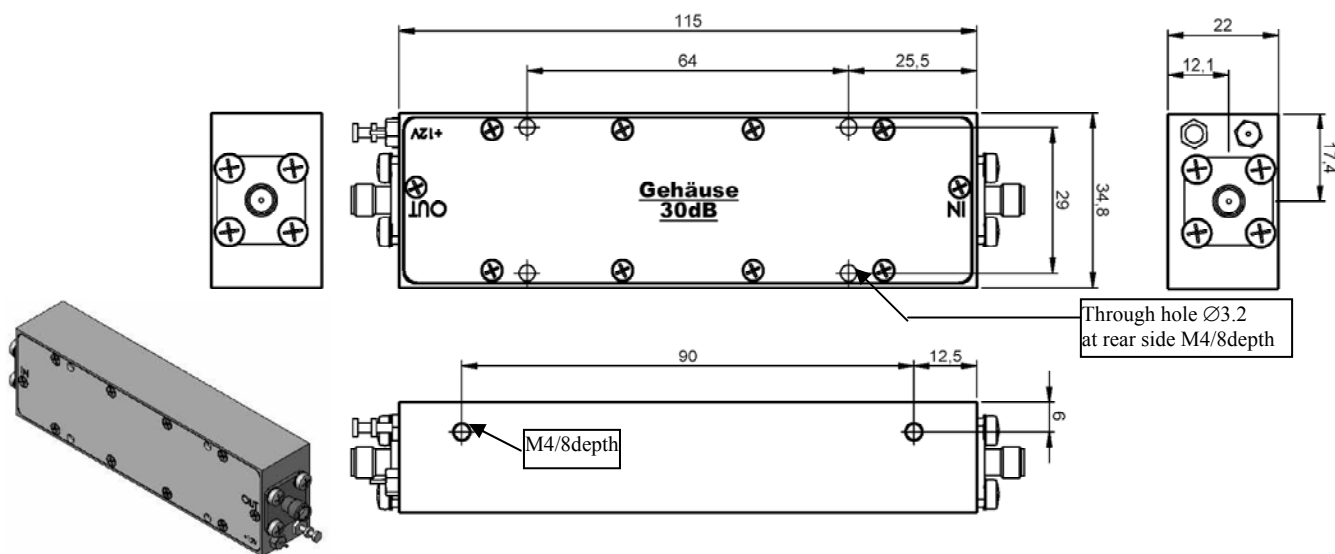
MTS-No.: 54.01.0110-01

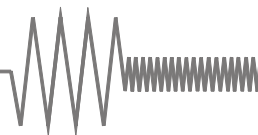
Typical characteristic



Typical characteristic at +25°C environmental temperature with sufficient cooling.
(ICP measured at 2x -5 dBm input power, at a signal distance of 1 MHz)

Drawing





Amplifier module MKV-436-5441

MTS-No.: 54.01.0100-01

Short description

This amplifier has been developed by MTS to amplify signals in the measurement technology. In combination with an adjustable attenuator the amplifier is controllable by IEEE488- or RS-232-interface. Also an application in a 19"-unit with a power supply and other components is available on request.



Picture similar!

Technical data:

1 RF-specifications:

1.1 Impedance	50 Ω nominal
1.2 Frequency range	8 MHz - 300 MHz
1.3 Input power	6,31 mW / +8 dBm max.
1.4 Gain	20 dB min., 21,5 dB typ.
1.5 Gain linearity	±1,5 dB max., ±1 dB typ.
1.6 1dB Compression	>30 dBm
1.7 ICP3	35 dBm min. (@ 2x 6 dBm; Δf = 1 MHz)
1.8 ICP2	55 dBm min. at f>50 MHz (@ 2x 6 dBm; Δf = 1 MHz)
1.9 Noise figure	5.5 dB max.
1.10 VSWR In	2,2 : 1 max. at f<50 MHz 1,6 : 1 max. at f≥50 MHz
1.11 VSWR Out	1,6 : 1 max.
1.12 Isolation	30 dB min.

2 Connections:

2.1 RF in- and output	SMA female
2.2 Voltage	12 V DC-feedthrough filter and grounding pin

3 General specifications:

3.1 Internal voltage	12 V DC ± 5 %
----------------------	---------------

3.2 Power consumption	1,0 A max., 870 mA typ.
3.3 Operating temperature	-10 °C to +40 °C
3.4 Storage temperature	-20 °C to +100 °C
3.5 Reference temperature for specifications	+25 °C
3.6 Cooling	Without heat sink, power must be dissipated, max. bottom plate temperature +65 °C
3.7 Dimensions (without connections)	89,4 mm x 22 mm x 34,8 mm (LxWxH)
3.8 Case style	Milled aluminium enclosure
3.9 Colour	Yellow chromated
3.10 Weight	Approx. 0,1 kg

4 Delivered parts:

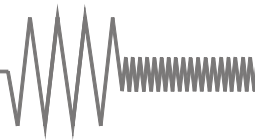
MKV-436-5441

5 Comments:

Warranty	12 months
RoHS-compliant	No

6 Recommended accessories:

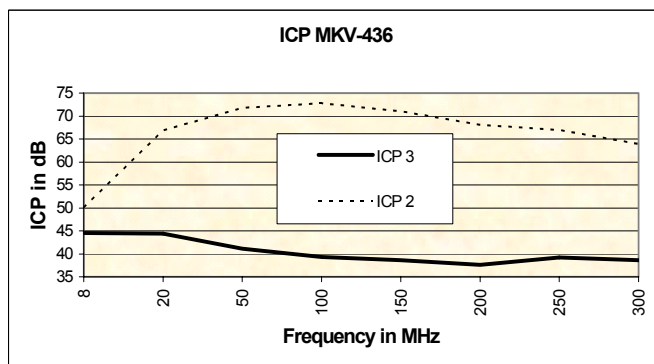
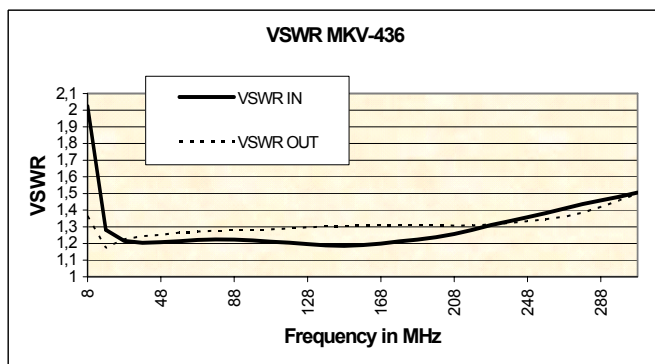
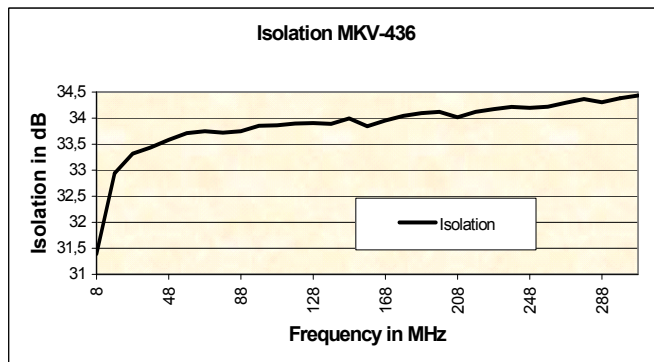
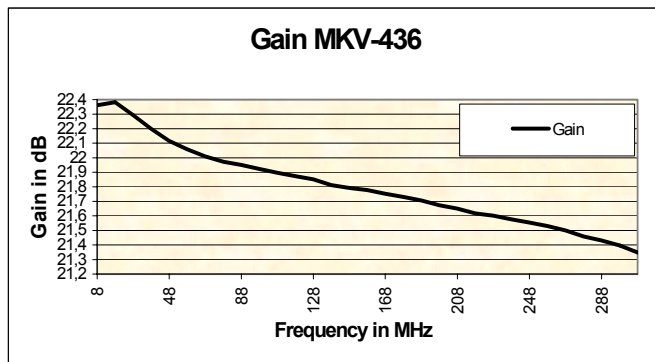
RF-cables
Bias tees
Heat sinks



Amplifier module MKV-436-5441

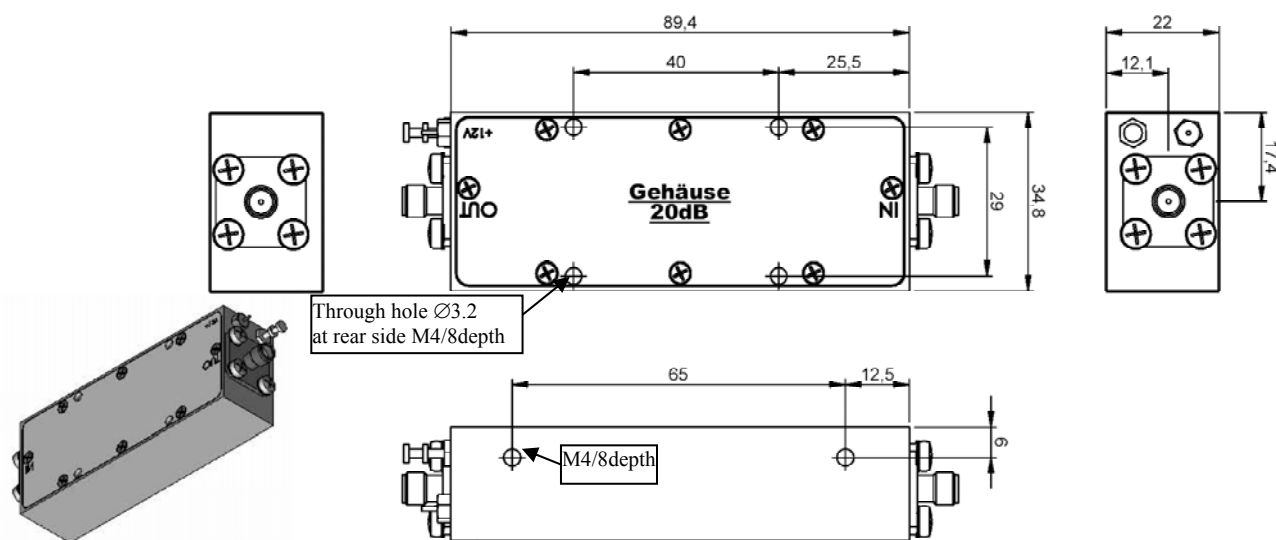
MTS-No.: 54.01.0100-01

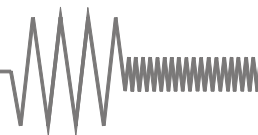
Typical characteristic



Typical characteristic at +25°C environmental temperature with sufficient cooling.
(ICP measured at 2x6dBm input power, at a signal distance of 1 MHz)

Drawing





Amplifier module MKV-635-969-03

MTS-No.: 54.00.0969-03

Short description

This amplifier has been developed by MTS to amplify signals in the measurement technology. In combination with an adjustable attenuator the amplifier is controllable by IEEE488- or RS-232-interface. Also an application in a 19"-unit with a power supply and other components is available on request.



Picture similar!

Technical data:

1 RF-specifications:

1.1 Impedance	50 Ω
1.2 Frequency range	100 MHz - 1000 MHz
1.3 Input power	+7 dBm max.
1.4 Output power (1 dB GPC)	17 dBm
1.5 Gain	23 dB
1.6 Gain linearity	± 0.8 dB
1.7 ICP3 output	41 dBm min. at 100 MHz 32 dBm min. at 1000 MHz
1.8 Noise figure	3,5 dB max.
1.9 VSWR In	1,5 : 1 max
1.10 VSWR Out	2 : 1 max

2 Connections:

2.1 RF input	SMA female
2.2 RF output	SMA female
2.3 Voltage	15 V DC-feedthrough filter and grounding pin

3 General specifications:

3.1 Internal voltage	15 V DC ± 5 %
3.2 Power consumption	<300 mA

3.3 Operating temperature	-10° C to +45 °C
3.4 Storage temperature	-20 °C to +80 °C
3.5 Reference temperature for specifications	+25 °C
3.6 Dimensions (without connections)	79 mm x 59 mm x 20 mm (LxWxH)
3.7 Case style	Milled aluminium enclosure
3.8 Colour	Aluminium, raw
3.9 Weight	Approx. 0,1 kg

4 Delivered parts:

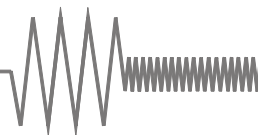
MKV-635-969-03

5 Comments:

Warranty	12 months
RoHS-compliant	No

6 Recommended accessories:

RF-cables
Bias tees
Heat sinks



Amplifier module MKV-635-0971

MTS-No.: 54.00.0971

Short description

This amplifier has been developed by MTS to amplify signals in the measurement technology. In combination with an adjustable attenuator the amplifier is controllable by IEEE488- or RS-232-interface. Also an application in a 19"-unit with a power supply and other components is available on request.



Picture similar!

Technical Data:

1 RF-specifications:

1.1 Impedance	50 Ω
1.2 Frequency range	1 MHz - 1000 MHz
1.3 Output power (1 dB GPC)	17 dBm
1.4 Gain	20 dB min.
1.5 Gain linearity	±0,5 dB
1.6 Output ICP3	30 dBm min.
1.7 Noise figure	4,5 dB max.
1.8 VSWR In	1,6 : 1 max.
1.9 VSWR Out	2,0 : 1 max.

2 Connections:

2.1 RF input	SMA female
2.2 RF output	SMA female
2.3 Voltage	15 V DC-feedthrough filter and grounding pin

3 General specifications:

3.1 Internal voltage	15 V DC ± 5 %
3.2 Power consumption	<250 mA max.
3.3 Operating temperature	-10 °C to +45 °C

3.4 Storage temperature	-20 °C to +80 °C
3.5 Reference temperature for specifications	+25 °C
3.6 Water and dust protect	IP62 to DIN 40050
3.7 Dimensions (without connections)	79 mm x 59 mm x 20 mm (LxWxH)
3.8 Case style	Milled aluminium enclosure
3.9 Colour	Aluminium, raw
3.10 Weight	Approx. 0,1 kg

4 Delivered parts:

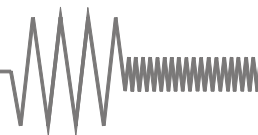
MKV-635-0971

5 Comments:

Warranty	12 months
RoHS-compliant	No

6 Recommended accessories:

RF-cables
Bias tees
Heat sinks



Amplifier module MKV-835-0972

MTS-No.: 54.00.0972

Short description

This amplifier has been developed by MTS to amplify signals in the measurement technology. In combination with an adjustable attenuator the amplifier is controllable by IEEE488- or RS-232-interface. Also an application in a 19"-unit with a power supply and other components is available on request.



Picture similar!

Technical data:

1 RF-specifications:

1.1 Impedance	50 Ω
1.2 Frequency range	50 MHz - 2200 MHz
1.3 Input power	0 dBm max.
1.4 Output power (1 dB GPC)	12 dBm
1.5 Gain	23 dB min.
1.6 Gain linearity	±0,5 max.; ±0,2 dB typ.
1.7 ICP3 output	28 dBm min.
1.8 Noise figure	7 dB max.
1.9 VSWR In	1,75 : 1 typ.
1.10 VSWR Out	1,6 : 1 typ.

3.3 Operating temperature	-10 °C to +45 °C
3.4 Storage temperature	-20 °C to +80 °C
3.5 Reference temperature for specifications	+25 °C
3.6 Water and dust protect	IP62 to DIN 40050
3.7 Dimensions (without connections)	79 mm x 59 mm x 20 mm (LxWxH)
3.8 Case style	Milled aluminium enclosure
3.9 Colour	Aluminium, raw
3.10 Weight	Approx. 0,2 kg

2 Connections:

2.1 RF input	SMA female
2.2 RF output	SMA female
2.3 Voltage	15 V DC-feedthrough filter and grounding pin

4 Delivered parts:

MKV-835-0972

5 Comments:

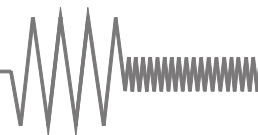
Warranty	12 months
RoHS-compliant	No

3 General specifications:

3.1 Internal voltage	15 V DC ± 5 %
3.2 Power consumption	<200 mA; 150 mA typ.

6 Recommended accessories:

RF-cables
Bias tees
Heat sinks



Amplifier module MKV-745-0973

MTS-No.: 54.00.0973

Short description

This amplifier has been developed by MTS to amplify signals in the measurement technology. In combination with an adjustable attenuator the amplifier is controllable by IEEE488- or RS-232-interface. Also an application in a 19"-unit with a power supply and other components is available on request.



Picture similar!

Technical data:

1 RF-specifications:

1.1 Impedance	50 Ω
1.2 Frequency range	100 MHz - 2000 MHz
1.3 Input power	-15 dBm max.
1.4 Output power (1 dB GPC)	11 dBm
1.5 Gain	31 dB min.
1.6 Gain linearity	±1 dB max.; ±0,5 dB typ.
1.7 ICP3 output	22 dBm min.
1.8 Noise figure	5 dB max.
1.9 VSWR In	1,8 : 1 typ.
1.10 VSWR Out	1,7 : 1 typ.

3.3 Operating temperature	-10 °C to +45 °C
3.4 Storage temperature	-20 °C to +80 °C
3.5 Reference temperature for specifications	+25 °C
3.6 Water and dust protect	IP62 to DIN 40050
3.7 Dimensions (without connections)	79 mm x 59 mm x 20 mm (LxWxH)
3.8 Case style	Milled aluminium enclosure
3.9 Colour	Aluminium, raw
3.10 Weight	Approx. 0,2 kg

2 Connections:

2.1 RF input	SMA female
2.2 RF output	SMA female
2.3 Voltage	15 V DC-feedthrough filter and grounding pin

4 Delivered parts:

MKV-745-0973

5 Comments:

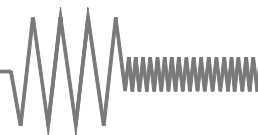
Warranty	12 months
RoHS-compliant	No

3 General specifications:

3.1 Internal voltage	15 V DC ± 5 %
3.2 Power consumption	<200 mA

6 Recommended accessories:

RF-cables
Bias tees
Heat sinks



Amplifier module MLV-647-0976-03

MTS-No.: 54.02.0031-01

Short description

This amplifier has been developed by MTS to amplify signals in the measurement technology. In combination with an adjustable attenuator the amplifier is controllable by IEEE488- or RS-232-interface. Also an application in a 19"-unit with a power supply and other components is available on request.



Picture similar!

Technical data:

1 RF-specifications:

1.1 Impedance	50 Ω
1.2 Frequency range	1 MHz - 1000 MHz
1.3 Input power	+7 dBm max.
1.4 Output power (1 dB GPC)	-750 MHz: 36 dBm / 4 W min.; 37 dBm / 5 W typ. -1000 MHz: 35 dBm / 3 W min.
1.5 Gain	35 dB min.
1.6 Gain linearity	±2,5 dB
1.7 ICP3	40 dBm min. (@ 2x +20 dBm; Δf = 1 MHz)
1.8 Noise figure	6 dB typ., 7 dB max.
1.9 VSWR In	2,6 : 1 max.
1.10 Operating class	A, CW
1.11 Harmonics 2. order	-20 dBc min.
1.12 Harmonics 3. order	-18 dBc min.

2 Connections:

2.1 RF input	SMA female
2.2 RF output	SMA female
2.3 Voltage	28 V DC-feedthrough filter and grounding pin

3 General specifications:

3.1 Internal voltage	28 V DC ± 5 %
3.2 Power consumption	2 A max.

3.3 Operating temperature	0 °C to +40 °C
3.4 Storage temperature	-20 °C to +70 °C
3.5 Reference temperature for specifications	+25 °C
3.6 Water and dust protect	IP62 to DIN 40050
3.7 Cooling	Without heat sink, power must be dissipated, max. bottom plate temperature +55 °C
3.8 Dimensions (without connections)	130 mm x 59 mm x 34 mm (LxWxH)
3.9 Case style	Milled aluminium enclosure
3.10 Colour	Yellow chromated
3.11 Weight	Approx. 0,2 kg

4 Delivered parts:

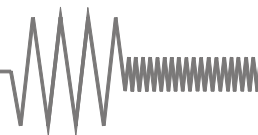
MLV-647-0976-03

5 Comments:

Warranty	12 months
RoHS-compliant	No

6 Recommended accessories:

RF-cables
Bias tees
Heat sinks



Amplifier module MLV-557-0942-02

MTS-No.: 54.00.0942-02

Short description

This amplifier has been developed by MTS to amplify signals in the measurement technology. In combination with an adjustable attenuator the amplifier is controllable by IEEE488- or RS-232-interface. Also an application in a 19"-unit with a power supply and other components is available on request.



Picture similar!

Technical data:

1 RF-specifications:

1.1 Impedance	50 Ω
1.2 Frequency range	1 MHz - 500 MHz
1.3 Input power	+7 dBm max.
1.4 Output power (1 dB GPC)	37 dBm / 5 W min.
1.5 Gain	40 dB min.
1.6 Gain linearity	± 2,0 dB max.
1.7 ICP3	45 dBm min. (@ 2x +20 dBm; Δf = 1 MHz)
1.8 Noise figure	6 dB typ., 7 dB max.
1.9 VSWR In	2,5 : 1 max., 2,2 : 1 typ.
1.10 Operating class	A, CW
1.11 Harmonics 2. order	-20 dBc min.
1.12 Harmonics 3. order	-18 dBc min.

3.3 Operating temperature	0 °C to + 50 °C
3.4 Storage temperature	-20 °C to +70 °C
3.5 Reference temperature for specifications	+25 °C
3.6 Water and dust protect	IP62 to DIN 40050
3.7 Cooling	Without heat sink, power must be dissipated, max. bottom plate temperature +55 °C
3.8 Dimensions (without connections) (LxWxH)	130 mm x 59 mm x 34 mm
3.9 Case style	Milled aluminium enclosure
3.10 Colour	Yellow chromated
3.11 Weight	Approx. 0,2 kg

2 Connections:

2.1 RF input	SMA female
2.2 RF output	SMA female
2.3 Voltage	28 V DC-feedthrough filter and grounding pin

4 Delivered parts:

MLV-557-0942-02

5 Comments:

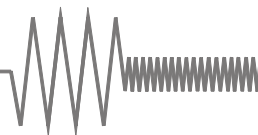
Warranty	12 months
RoHS-compliant	No

3 General specifications:

3.1 Internal voltage	28 V DC ± 5 %
3.2 Power consumption	2 A max.

6 Recommended accessories:

RF-cables
Bias tees
Heat sinks



Amplifier module MLV-557-0942-03

MTS-No.: 54.00.0942-03

Short description

This amplifier has been developed by MTS to amplify signals in the measurement technology. In combination with an adjustable attenuator the amplifier is controllable by IEEE488- or RS-232-interface. Also an application in a 19"-unit with a power supply and other components is available on request.



Picture similar!

Technical Data:

1 RF-Specifications:

1.1 Impedance	50 Ω
1.2 Frequency range	1 MHz - 500 MHz
1.3 Input power	+7 dBm max.
1.4 Output power (1 dB GPC)	37 dBm / 5 W min.
1.5 Gain	40 dB min.
1.6 Gain linearity	±2,0 dB max.
1.7 ICP3	1-100 MHz 50 dBm min. ..-500 MHz 48 dBm min. (@ 2x +20 dBm; Δf = 1 MHz)
1.8 Noise figure	6 dB typ., 7 dB max.
1.9 VSWR In	2.5 : 1 max.; 2,2 : 1 typ.
1.10 Operating class	A, CW
1.11 Harmonics 2. order	-20 dBc min.
1.12 Harmonics 3. order	-18 dBc min.

2 Connections:

2.1 RF input	SMA female
2.2 RF output	SMA female
2.3 Voltage	28 V DC-feedthrough filter and grounding pin

3 General specifications:

3.1 Internal voltage	28 V DC ± 5 %
3.2 Power consumption	2 A max. @ 5 W

3.3 Operating temperature	0 °C to +40 °C
3.4 Storage temperature	-20 °C to +70 °C
3.5 Reference temperature for specifications	+25 °C
3.6 Water and dust protect	IP62 to DIN 40050
3.7 Cooling	Without heat sink, power must be dissipated, max. bottom plate temperature +55 °C
3.8 Dimensions (without connections)	130 mm x 59 mm x 34 mm (LxWxH)
3.9 Case style	Milled aluminium enclosure
3.10 Colour	Yellow chromated
3.11 Weight	Approx. 0,2 kg

4 Delivered parts:

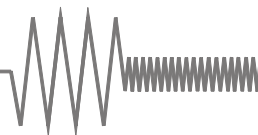
MLV-557-0942-03

5 Comments:

Warranty	12 months
RoHS-compliant	No

6 Recommended accessories:

RF-cables
Bias tees
Heat sinks



Amplifier module MKV-626-5441

MTS-No.: 54.01.0130-01

Short description

This amplifier has been developed by MTS to amplify signals in the measurement technology. In combination with an adjustable attenuator the amplifier is controllable by IEEE488- or RS-232-interface. Also an application in a 19" unit with a power supply and other components is available on request.



Picture similar!

Technical data:

1 RF-specifications:

1.1 Impedance	50 Ω nominal
1.2 Frequency range	50 MHz - 1000 MHz
1.3 Input power	100 mW / +20 dBm max.
1.4 Gain	8,5 dB min., 10 dB typ.
1.5 Gain linearity	±1,5 dB max., ±1 dB typ.
1.6 1 dB-Compression	>29 dBm, >29,5 dBm at 100 - 700 MHz
1.7 ICP3	28 dBm min. (@ 2x 17 dBm; Δf = 1 MHz)
1.8 ICP2	45 dBm min. (@ 2x 17 dBm; Δf = 1 MHz)
1.9 Noise figure	5 dB max.
1.10 VSWR In	1,8 : 1 max., 1,4 : 1 max. at 300 -1000 MHz
1.11 VSWR Out	2,1 : 1 max., 1,6 : 1 max. at 300 – 1000 MHz
1.12 Isolation	16,5 dB min.

2 Connections:

2.1 RF in- and output	SMA female
2.2 Voltage	12 V DC-feedthrough filter and grounding pin

3 General specifications:

3.1 Internal voltage	12 V DC ± 5 %
----------------------	---------------

3.2 Power consumption	600 mA max., 500 mA typ.
3.3 Operating temperature	-10 °C to +40 °C
3.4 Storage temperature	-20 °C to +100 °C
3.5 Reference temperature for specifications	+25 °C
3.6 Cooling	Without heat sink, power must be dissipated, max. bottom plate temperature +65 °C
3.7 Dimensions (without connections)	64 mm x 22 mm x 34,8 mm (LxWxH)
3.8 Case style	Milled aluminium enclosure
3.9 Colour	Yellow chromated
3.10 Weight	Approx. 0,1 kg

4 Delivered parts:

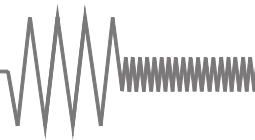
MKV-626-5441

5 Comments:

Warranty	12 months
RoHS-compliant	No

6 Recommended accessories:

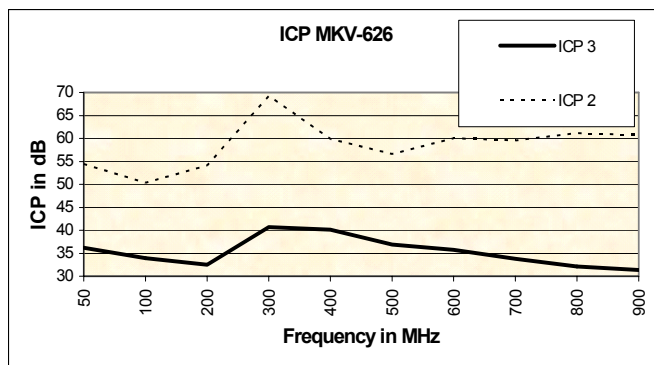
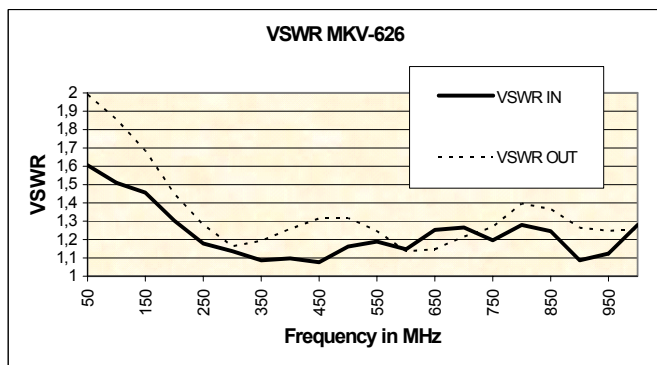
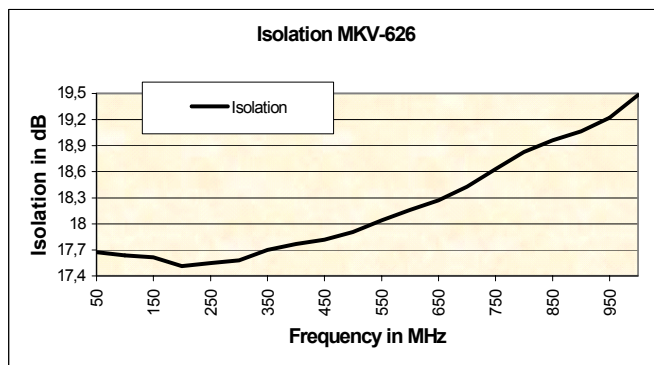
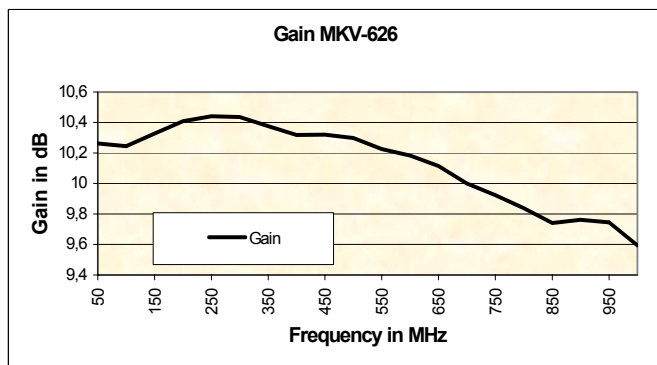
RF-cables
Bias tees
Heat sinks



Amplifier module MKV-626-5441

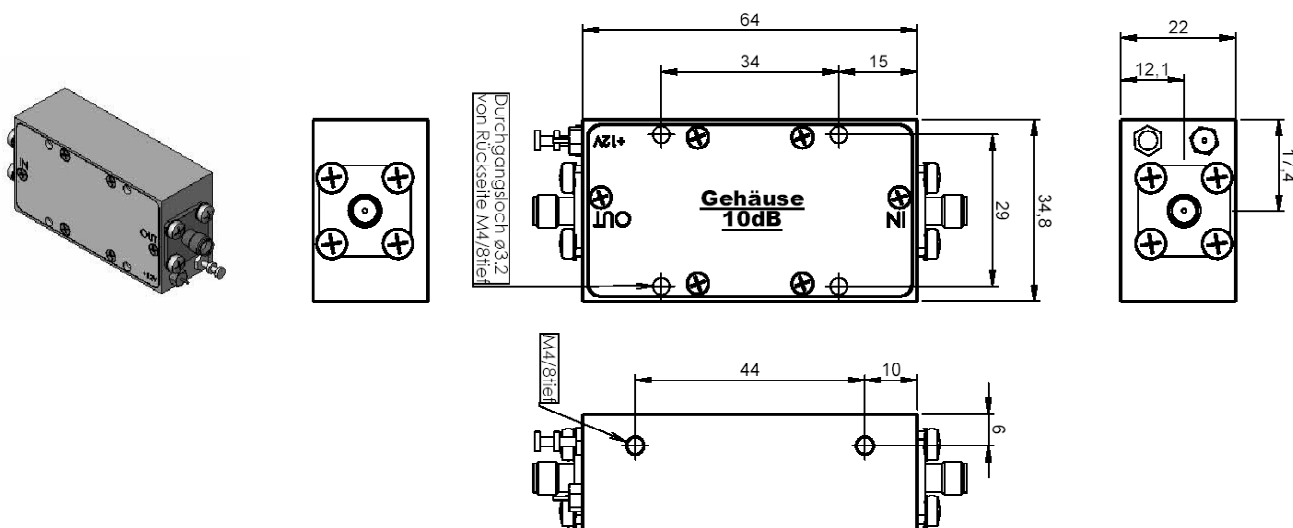
MTS-No.: 54.01.0130-01

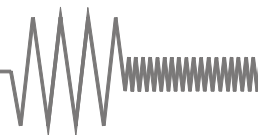
Typical characteristic



Typical characteristic at +25°C environmental temperature with sufficient cooling.
(ICP measured at 2x 17 dBm input power, at a signal distance of 1 MHz)

Drawing





Amplifier module MKV-636-5441

MTS-No.: 54.01.0140-01

Short description

This amplifier has been developed by MTS to amplify signals in the measurement technology. In combination with an adjustable attenuator the amplifier is controllable by IEEE488- or RS-232-interface. Also an application in a 19"-unit with a power supply and other components is available on request.



Picture similar!

Technical data:

1 RF-specifications:

1.1 Impedance	50 Ω nominal
1.2 Frequency range	50 MHz -1000 MHz
1.3 Input power	6,31 mW / +8 dBm max.
1.4 Gain	20 dB min., 22 dB typ.
1.5 Gain linearity	±2 dB max., ±1 dB typ.
1.6 1 dB-Compression	>28,5 dBm, >30 dBm at 100 MHz - 600 MHz
1.7 ICP3	25 dBm min. (@ 2x 6 dBm; Δf = 1 MHz)
1.8 ICP2	50 dBm min. (@ 2x 6 dBm; Δf = 1 MHz)
1.9 Noise figure	6 dB max.
1.10 VSWR In	1,6 : 1 max.
1.11 VSWR Out	1,8 : 1 max.
1.12 Isolation	30 dB min.

2 Connections:

2.1 RF in- and output	SMA female
2.2 Voltage	12 V DC-feedthrough filter and grounding pin

3 General specifications:

3.1 Internal voltage	12 V DC ± 5 %
----------------------	---------------

3.2 Power consumption	1 A max., 850 mA typ.
3.3 Operating temperature	-10 °C to +40 °C
3.4 Storage temperature	-20 °C to +100 °C
3.5 Reference temperature for specifications	+25 °C
3.6 Cooling	Without heat sink, power must be dissipated, max. bottom plate temperature +65 °C
3.7 Dimensions (without connections)	89,4 mm x 22 mm x 34,8 mm (LxWxH)
3.8 Case style	Milled aluminium enclosure
3.9 Colour	Yellow chromated
3.10 Weight	Approx. 0,1 kg

4 Delivered parts:

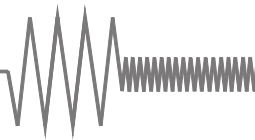
MKV-636-5441

5 Comments:

Warranty	12 months
RoHS-compliant	No

6 Recommended accessories:

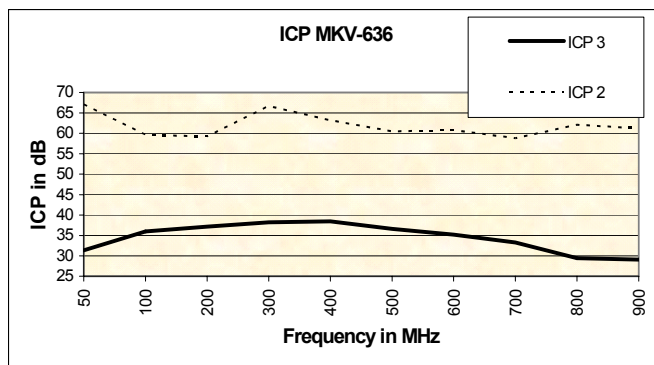
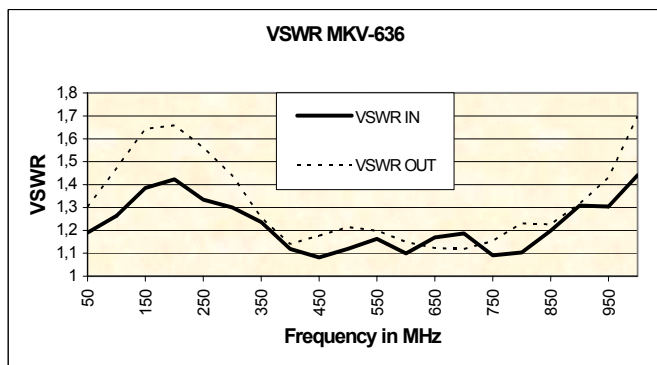
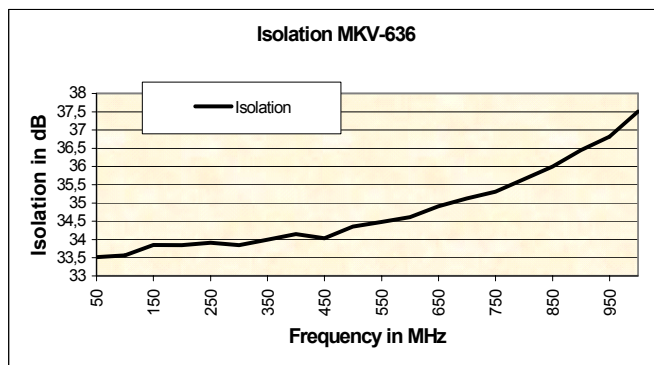
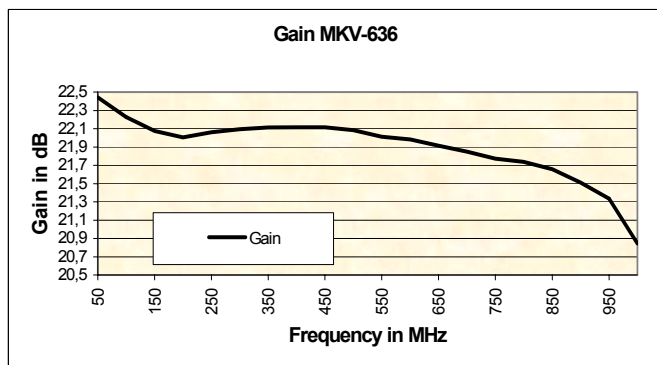
RF-cables
Bias tees
Heat sinks



Amplifier module MKV-636-5441

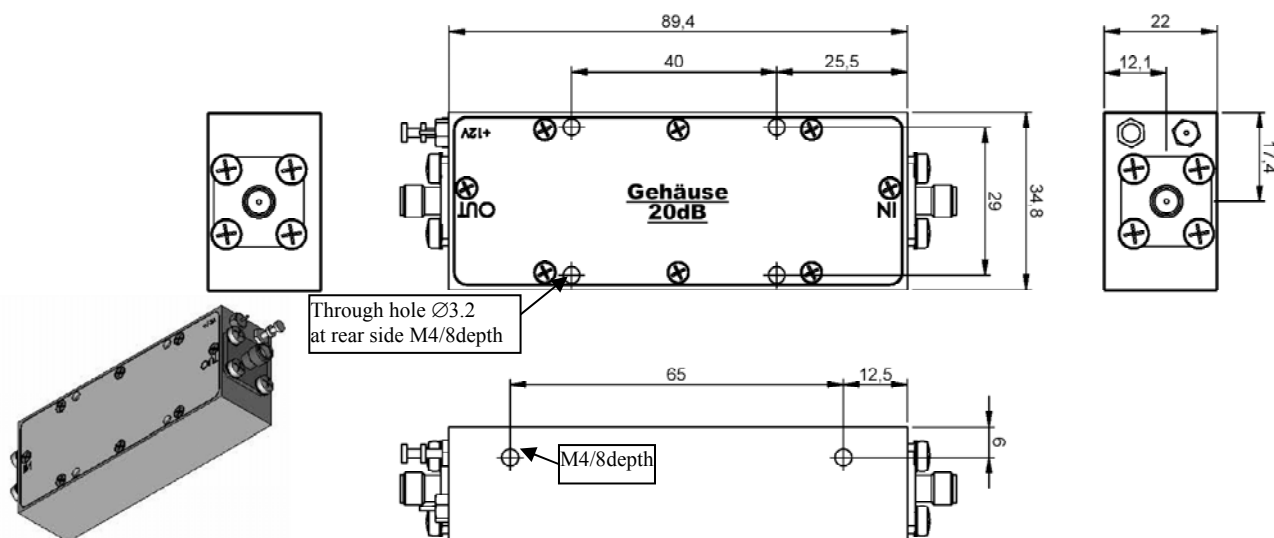
MTS-No.: 54.01.0140-01

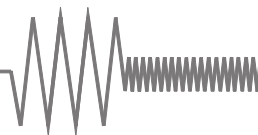
Typical characteristic



Typical characteristic at +25°C environmental temperature with sufficient cooling.
(ICP measured at 2x 6 dBm input power, at a signal distance of 1 MHz)

Drawing





Amplifier module MKV-646-5441

MTS-No.: 54.01.0150-01

Short description

This amplifier has been developed by MTS to amplify signals in the measurement technology. In combination with an adjustable attenuator the amplifier is controllable by IEEE488- or RS-232-interface. Also an application in a 19"-unit with a power supply and other components is available on request.



Picture similar!

Technical data:

1 RF-specifications:

1.1 Impedance	50 Ω nominal
1.2 Frequency range	50 MHz - 1000 MHz
1.3 Input power	0,71 mW / -3 dBm max.
1.4 Gain	31 dB min., 33 dB typ.
1.5 Gain linearity	±2 dB max., ±1 dB typ.
1.6 1 dB-Compression	>28,5 dBm, >30 dBm at 100 MHz - 600 MHz
1.7 ICP3	28 dBm min. at 50 - 600 MHz 23 dBm min. at 600 - 1000 MHz (@ 2x -5 dBm; Δf = 1 MHz)
1.8 ICP2	50 dBm min. (@ 2x -5 dBm; Δf = 1 MHz)
1.9 Noise figure	6 dB max.
1.10 VSWR In	1,6 : 1 max.
1.11 VSWR Out	1,9 : 1 max.
1.12 Isolation	47 dB min.

2 Connections:

2.1 RF in- and output	SMA female
2.2 Voltage	12 V DC-feedthrough filter and grounding pin

3 General specifications:

3.1 Internal voltage	12 V DC ± 5 %
----------------------	---------------

3.2 Power consumption	1,3 A max., 1,16 A typ.
3.3 Operating temperature	-10 °C to +40 °C
3.4 Storage temperature	-20 °C to +100 °C
3.5 Reference temperature for specifications	+25 °C
3.6 Cooling	Without heat sink, power must be dissipated, max. bottom plate temperature +65 °C
3.7 Dimensions (without connections)	115 mm x 22 mm x 34,8 mm (LxWxH)
3.8 Case style	Milled aluminium enclosure
3.9 Colour	Yellow chromated
3.10 Weight	Approx. 0,2 kg

4 Delivered parts:

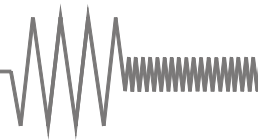
MKV-646-5441

5 Comments:

Warranty	12 months
RoHS-compliant	No

6 Recommended accessories:

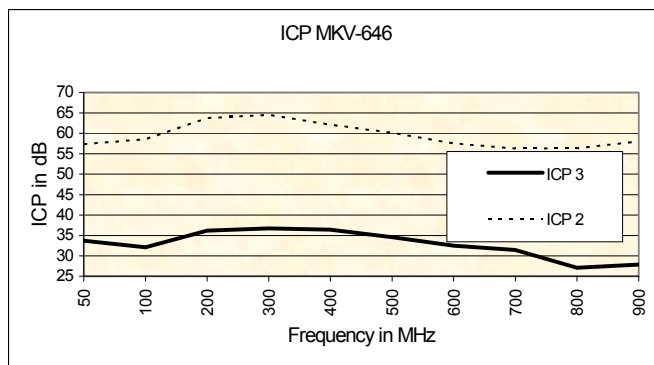
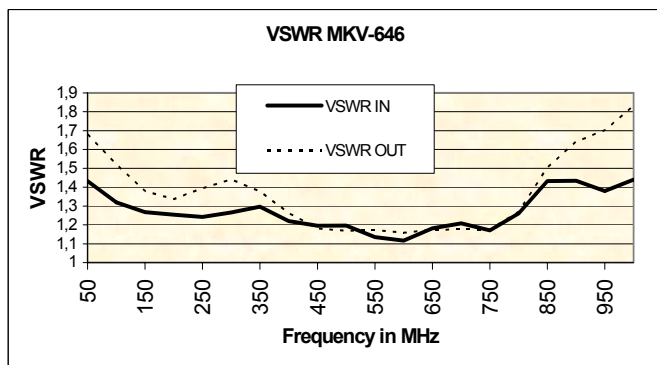
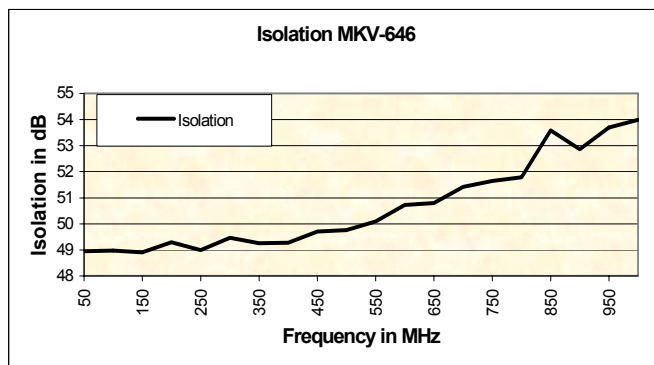
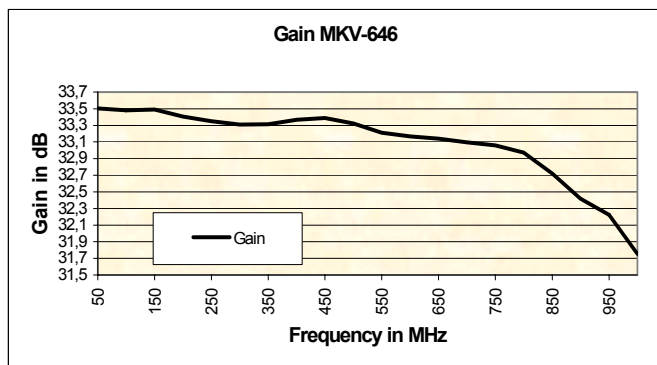
RF-cables
Bias tees
Heat sinks



Amplifier module MKV-646-5441

MTS-No.: 54.01.0150-01

Typical characteristic



Typical characteristic at +25°C environmental temperature with sufficient cooling.
(ICP measured at 2x -5 dBm input power, at a signal distance of 1 MHz)

Drawing

