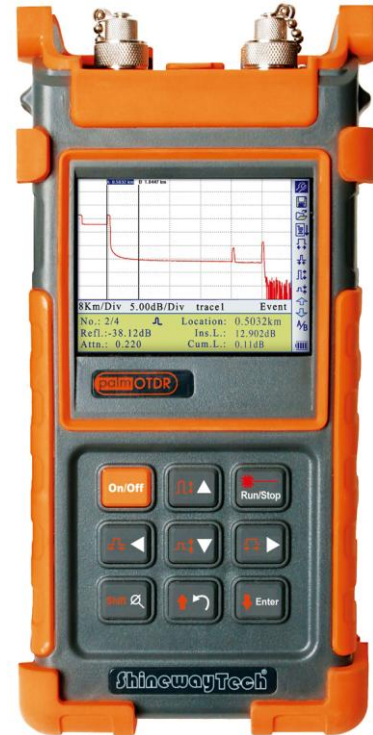


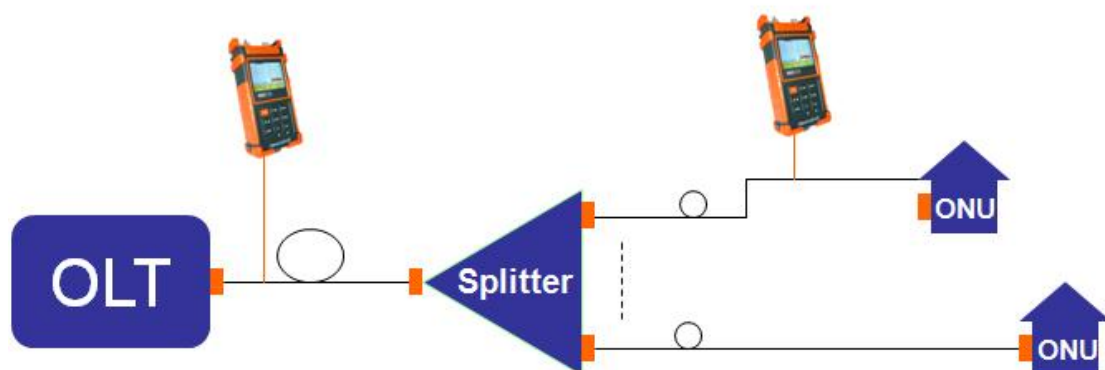
# palmOTDR/N Series Handheld OTDR

## Most Compact High-Performance OTDR

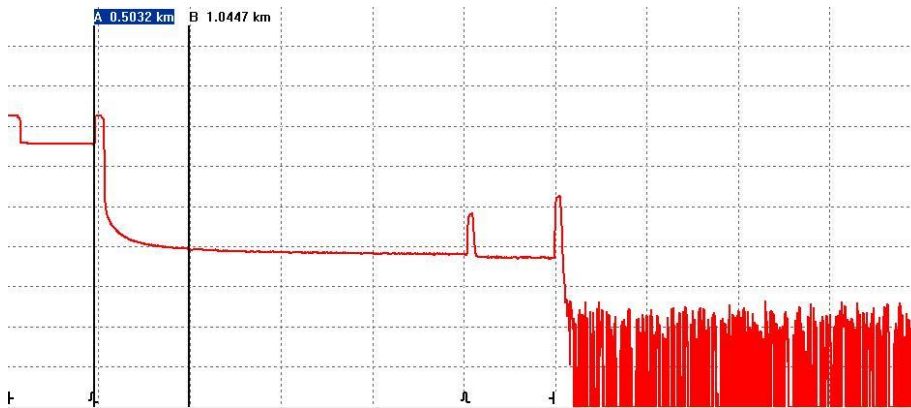
- ◆ Ideal for LAN/WAN/FTTx certification & trouble-shooting
- ◆ FTTx in-service testing/ Testing through  $\geq 1 \times 64$  splitter:  
Model S20C/X & S16C/N (1625nm with filter)
- ◆ Splitter & fiber-end identifiable
- ◆ Perfect MMI, handheld & lightweight (only 1kg)
- ◆ Overall fiber applications:  
SM: 1310/1490/1550/1625nm (with filter), up to 45dB  
MM: 850/1300nm, 18/22dB
- ◆ Value-added 650nm VFL
- ◆ Quick start: <5 seconds
- ◆ Hotkeys: Easiest operation in the world, push-and-test
- ◆ High precision measurement
- ◆ 1000 test records storage (Type C)
- ◆ USB/RS-232 data interface
- ◆ Bellcore file format (.sor)
- ◆ PC software for traces batch editing & flexible printing
- ◆ Multilanguage: EN/DE/FR/ES/PT/RU/KR/CN
- ◆ 8 hrs continuous operation/20 hrs standby
- ◆ Dust-shock proof (2m drop test)
- ◆ CE, FCC, FDA certificates



palmOTDR/N series handheld OTDR supports averaging and real-time tests featuring compact design, excellent stability, user-friendliness and cost-effectiveness. The hotkeys enable convenient events review and analysis. A variety of models are available for singlemode/multimode fibers and LAN/WAN/FTTx applications. With TraceManager software, you can save and transfer test data from OTDR to PC for further analysis, reporting and printing.



- In-service testing (1625nm with filter)



- Testing through  $\geq 1 \times 64$  splitter, splitter and fiber end identifiable

### In-service Optical Signal Check

When OTDR tests with 1310/1490/1550nm wavelength, the in-service signals transmitting in the tested fiber may not only affect OTDR measurements but also damage the equipments connected to the network (SDH/WDM/PON) and OTDR receiver. palmOTDR series avoids the problem by starting in-service communication check before testing with message warning and auto termination functions to effectively protect test instruments and communications equipments.

1. Connect fiber to optical port
2. Press 'Run/Stop' to start
3. Traffic Signal Detected !  
Quit

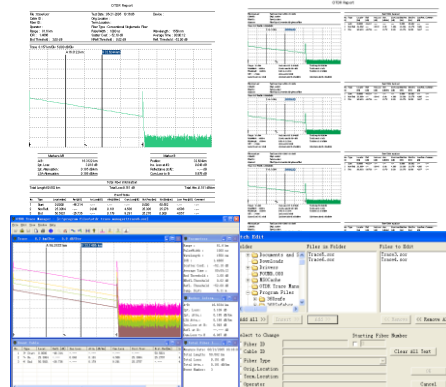
Avoid Eyes Exposed to Laser!

--Km/Div	--dB/Div	Para-1
Ave. Time: --s	Samp. Dist.: --	
Range: --km	Pulse Width: ---	
IOR : -.----	Wavelength: ----nm	

### OTDR TraceManager Software

TraceManager software can display, analyze and edit trace files, generate and print comprehensive test and analysis reports in various forms.

- Trace viewing, events analysis
- Multi traces comparison
- Batch editing and flexible printing
- Bidirectional testing



## Specifications

Model <sup>(1)</sup>	Wavelength (±20nm)	Dynamic Range <sup>(2)</sup>	Event DeadZone(m) <sup>(5)</sup>	Attenuation DeadZone(m) <sup>(5)</sup>
palMOTDR- M20A/N	850/1300	18/22dB	7 <sup>(6)</sup>	20 <sup>(6)</sup>
palMOTDR- S20A/N	1310/1550	24/24dB	10	25
palMOTDR- S20B/N	1310/1550	32/32dB	2.5	14
palMOTDR- S20C/N	1310/1550	38/37dB	2.5	14
palMOTDR- S20C/N+	1310/1550	45/43dB	2.5	14
palMOTDR- S16C/N	1625	37dB	1.5	10
palMOTDR- S20C/P	1310/1490/1550	38/37/37dB	2.5	14
palMOTDR- S20C/X	1310/1550/1625	38/37/37dB	1.5	10
Selectable Range (Km) <sup>(3)</sup>	0.1,0.3,0.5,1.3,2.5,5,10@850nm; 0.1,0.3,0.5,1.3,2.5,5,10,20,40,80@1300nm; 0.3,1.3,2.5,5,10,20,40,80,120,160,240@others			
Pulse Width <sup>(4)</sup>	12ns,30ns,100ns,275ns,1µs@850nm; 12ns,30ns,100ns,275ns,1µs,2.5µs@1300nm 5ns,10ns,12ns,30ns,100ns,275ns,300ns,1µs,2.5µs,10µs,20µs@others			
Averaging Time	15s,30s,1min,2min,3min			
Distance Measure Accuracy	±(1m + 5×10 <sup>-5</sup> ×distance + sampling space)			
Attenuation Detect Accuracy	±0.05 dB/ dB			
Reflection Detect Accuracy	±4 dB			
Data Storage	Type C: 1000 records; Type A/B: 300 records			
Connectivity	USB/RS-232			
Connector	FC/PC (Interchangeable SC, ST)			
Power Supply	NiMH Battery / AC Adapter			
Battery Life	8 hours continuous operation; 20 hours standby (on one charge)			
Operating Temperature	0°C ~ 50°C			
Storage Temperature	-20°C ~ 70°C			
Relative Humidity	0~95% (non-condensing)			
Weight	1kg (2.2 lbs)			
Dimensions (H×W×T)	220×110×70mm (8.7×4.3×2.7 inch)			
<b>Visible Fault Locator (Only available with Type B/N and C/N)</b>				
Output Power (dBm)	≥-3			
Max Measurement Range	5 Km			

### Notes:

- (1) Specifications describe the instrument's warranted performance, measured with typical PC-type connectors. Uncertainties due to the refractive index of fiber are not considered;
- (2) The dynamic range is measured at maximum pulse width within averaging time of 3 minutes;
- (3) Among the selectable ranges 160km and 240km are only for type B, C; 120Km is only for type A;
- (4) Among the pulse widths 5ns, 10ns, 300ns, 10us and 20us are only available for type B, C; 12ns and 275ns are only for type A;
- (5) Conditions for dead zone measurement: For type A, reflection events are within a range of 2.1Km, reflection intensity is less than -35dB, measured at pulse width of 30ns; For type B, C, reflection events are within a range of 0.6Km, reflection intensity is less than -45dB, measured at pulse width of 10ns (event dead zone) and 30ns (attenuation dead zone);

(6) Conditions for dead zone measurement: When reflection events are within a range of 1km, reflection intensity is less than -32dB; and the dead zone is measured at pulse width of 12ns.

\* Specifications subject to change without notice

## Ordering Information

Standard Package Includes:

Instrument, FC/PC connector, NiMH battery, TraceManager software CD, Data cable(USB/RS-232), AC adaptor, Soft carrying case, Warranty card, CE certificate, Certificate of calibration, Quick reference guide.

## Optional Parts

Part Description	Part Number (P/N)	Part Description	Part Number (P/N)
50M Optical patch cord	AC-FJC-50-FC/FC	ST OTDR Connector	AC-CONN-ST-L2
SC OTDR Connector	AC-CONN-SC-L2	Deluxe Tool Box	AC-PB-40

### Shineway Technologies (China), Inc.

**Add:** Floor 5, Office Building, No.14 Huayuan North Rd, Haidian District  
Beijing 100191, China

**Tel:** +86-10-51551122

**Fax:** +86-10-62386994

**Email:** support@shinewaytech.com

**Web:** www.shinewaytech.com

