

WÖHLER

**EXACT
& PRACTICAL
TESTING**



Wöhler DP 700 Leakage Tester

Leakage testing on: Ventilation systems and components, air conditioning units, switchgear/air conditioning cabinets, heat exchangers, ship cabins, isolators in clean room technology or in series production



Made in Germany



Wöhler DP 700 Leakage Tester

Only three entries are required to categorise an air duct system or a component.

Depending on the time the tests are carried out, the Wöhler DP 700 can detect leakages in air ducts, components and appliances during production or before plants are commissioned. In that way, leakage tests with the Wöhler DP 700 make an important contribution to assuring quality during production and installation and, as a consequence, to the energy efficiency of air-conditioning and ventilation systems

Ever-increasing demands are being placed on the energy efficiency of VAC systems. In this respect, the tightness of the air duct system plays a significant role. This is where the greatest potential for saving energy lies if the air volume flows can be adapted to the actual demand with low leakages. In this context, low unit and air duct leakages must be taken into account more precisely in future. Corresponding measurements are therefore becoming increasingly important.





Easy to operate



High accuracy



Automatic or manual measurement sequence



Prints measurement reports on-site




PC connection



Measured values in desired units



Wide range of applications



Graphical display of results, also printable.



Wöhler DC Series PC software for data transmission and further processing (optional documentation set).



Control of the Wöhler DP 700 via USB connection with optional remote control programme (e.g. when integrated into the series final inspection).

Advantages

- ▶ For quality assurance in the production and assembly of air ducts, components and devices
- ▶ High accuracy due to additional adapter for volume flows < 0.3 l/s
- ▶ Also suitable for leakage tests outside the air conditioning / ventilation area
- ▶ Simple operation with user guidance or expert mode
- ▶ Handy set with a wide range of applications

Technical Data

Pressure

Principle: Piezoresistive semiconductor sensor

Measurement range: ± 7000 Pa

Resolution: 0.1... ± 900 Pa, thereafter 1 Pa

Accuracy: ± 0.5 Pa or ± 2.5 %
from measured value

Volume flow

(based on 1,013 hPa and 20 °C)

Principle: Hot film anemometer

Measurement range: 0.0000...55.00 l/s at 230 V, 50 Hz
0.0000...40.00 l/s at 110 V, 60 Hz

Resolution: 0.0001 l/s from 0.3000 l/s
0.001 l/s from 3.000 l/s
0.01 l/s from 3.00 l/s

Accuracy: ± 0.0009 l/s or 5 %
from measured value

Application

- ▶ Leakage tests with large air leakage flow range: From individual components to complete systems consisting of several 100 m²
- ▶ Leakage tests on air conditioning units, switchgear cabinets, climatic test cabinets, heat exchangers, ship cabinets, cabinets in clean room technology and other containments
- ▶ Leakage testing of rooms
- ▶ Practical and laboratory measurements on structural components (e.g. OSB boards, windows)
- ▶ Can be integrated into the final inspection of series production runs with the optional remote control programme (controlled from a PC via USB port)
- ▶ Suitable for tests of lower output performance (40 l/s), 110 V, 60 Hz

Functionality

- ▶ Leakage test according to DIN EN 12599 – to hand over air conditioning and ventilation systems
- ▶ Leakage test according to DIN EN 14134 – installation checks of residential ventilation systems
- ▶ Measurement of leakage class according to DIN EN 13779 of ventilation ductwork systems and components in accordance with the standards DIN EN 1507, DIN EN 12237, DIN EN 13403 and DIN EN 3180.
- ▶ Fulfills the high accuracy requirements specified in DIN EN 1751 and DIN EN 15727 for measurements on individual components (± 0.0009 l/s)
- ▶ Testing and evaluation according to the new tightness classes ATC1 - ATC7 of DIN EN 16798-3
- ▶ Includes adapter for measurement range < 0.3 l/s
- ▶ Simple operation with user guidance or expert mode
- ▶ Automatic or manual measurement sequence
- ▶ Separate differential pressure measurement possible
- ▶ Measured value indication in desired units, without manual conversion
- ▶ Prints measurement reports on-site with thermal fast printer (optional accessory)
- ▶ Practical set in 2 cases, easy to transport and store

Data management

- ▶ Store up to 100 measurements
- ▶ Data stored permanently in the device
- ▶ Customer and data management with the Wöhler PC software (optional accessory)
- ▶ Data transfer via USB connection
- ▶ Printout of the measurement results with diagram display via Wöhler TD 100 Thermal Fast Printer (optional accessory)

Applications



Quality control in air duct and component series production..

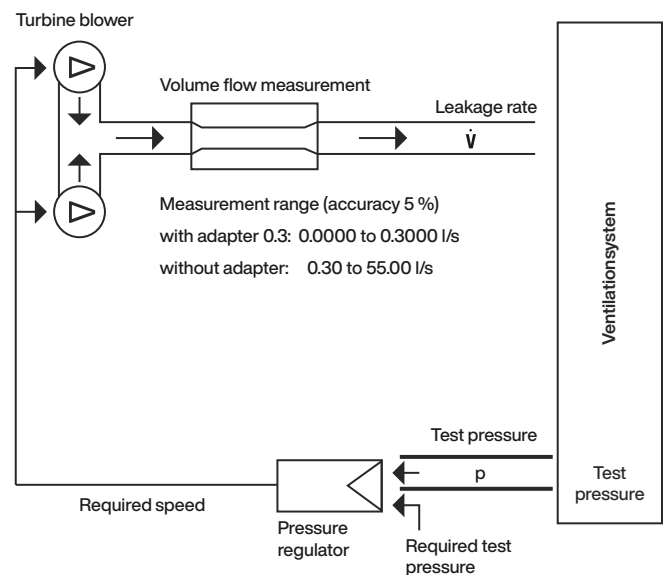


Component test on small, individual components.

Schematic measurement setup

Two fans integrated in the device blow/extract air via an air hose in/out of the connected air ductwork system or component to be tested. In automatic mode the device automatically regulates the current system pressure to achieve the preselected test pressure.

This pressure is fed back into the device via the connected pressure hose. The volume of supply air flow required to maintain the pressure corresponds to the leakage of the object to be tested and is measured in the device.



Basic Set



**Wöhler DP 700
Leakage Tester**

Leakage measurement according to DIN EN 12599 (see “Handover of ventilation and air conditioning systems”) / DIN EN 14134 (see “Ventilation for buildings - Performance measurement and checks for residential ventilation systems”)	•
Measurement of the leakage class in accordance with DIN EN 16798-3 of air duct systems and components in accordance with the standards DIN EN 1507 / 12237 / 13403 / 13180	•
Fulfills the high accuracy requirements of DIN EN 1751 / 15727 for measurements on individual components ($\pm 0.0009 \text{ l / s}$)	•
Scope of delivery	
Wöhler DP 700 Leakage Tester	•
Air hose 3.75 m	•
Air hose 4 m for adapter	•
Pressure hose 10 m	•
Calibration report	•
Mains cable 2.5 m	•
Adapter 0.3	•
Brass nipples (2 pcs.)	•
Hose connection for negative pressure	•
Filterpad	•
Silicone grease	•
Transport cases (2 pcs.)	•
Article no.	7135 J

Accessory Sets








Documentation-Set

**Sealing Set round
air ducts**

Scope of delivery		
Wöhler Data Exchange Software	•	
USB cable	•	
Wöhler TD 100 Thermal Fast Printer	•	
Thermal Paper	•	
Manual air pump with various adapters		•
Sealing bladders (5 pcs.) for ventilation systems size 3 – for nominal width 100 – 250 mm		•
Sealing bladders (5 pcs.) for ventilation systems size 5 – for nominal width 200 – 400 mm		•
Sealing bladders (5 pcs.) for ventilation systems size 10 – for nominal width 315 – 630 mm		•
Article no.	7130 J	7103 J

• = included

>> Accessories

	Article no.
 <p>Capillary hose with (+) connector Capillary hose 6 m, connector, silicone hose</p>	2604 J
 <p>Capillary hose with connector (-) Capillary hose 6 m and silicone hose</p>	2672 J
 <p>Set of capillary hoses (+/-) To perform the 4 Pa-Test. Scope of supply: Capillary hose 6 m with (+) port, capillary hose 6 m with (-) port, connector, silicone hose</p>	2670 J
 <p>Air tube 3.75 m long</p>	21943 J
	10 m long 22235 J
 <p>Sealing bladder set with 5 pcs. / with 5 clamps Ø 100 - 250 mm</p>	3314 O
	Ø 200 - 400 mm 3316 O
	Ø 315 - 630 mm 3317 O
 <p>Filter pad Wöhler 5 pcs.</p>	2617 K
 <p>Wöhler TD 100 Thermal Fast Printer Infrared printer with 1 roll thermal paper</p>	4160 I
 <p>Thermal Paper 10 rolls for Thermal Printer Wöhler TD 100 - 12 m long</p>	4145 I
 <p>Data Exchange Software for DC 4xx / DP 600 / DP 700 / CFM 600 EN-FR-NL-CZ The Software can be downloaded. You will receive a separate email including the link.</p>	1005 J



Scan the QR code and learn more!

WÖHLER

Wöhler Technik GmbH
Headquarters Germany
Wöhler-Platz 1 · 33181 Bad Wünnenberg
www.woehler-international.com